2015

2 0 1 5

..... 2

..... 5

..... 10

..... 14

..... 36

..... 65

..... 74

..... 75

..... 84

.....

*ST		
		InfinityI-China Investments (Israel) ,L.P.
DCSL		Digital China Software (BVI) Limited

巨潮资讯
www.cninfo.c
om.cn
中国证监会指定信

	http://www.cninfo.com.cn

4 2004 11 9

2010 2 8

5 2013 12 30 194,770,055

	350,620,327.31	279,531,140.01	25.43%	254,718,777.19
	326,443,876.20	264,882,742.13	23.24%	231,444,635.10
	78,386,638.78	503,133,542.65	-84.42%	161,089,588.21
/	0.3820	0.3241	17.86%	0.3988
/	0.3820	0.3241	17.86%	0.3988
	11.34%	13.69%	-2.35%	14.23%

	2015	2014		

30

IT

IT ITSS

IT

1

IT

IT IT

2006 2015

IT IT

IT

3

IT

IT

SaaS PaaS

4

ATM

ATM

ATM C6000 C7000

3 2015 OKI

C9000

1

	100%
	73.78%
	255.35%
	92.56%
	90.01%
	31.57%
	21,176,651.37
	30.27%

2

IT +

IT

Sm@rtOP

ITSS IT

IT

1

, 2015

2015

,

, к з

,

2015 IT

IT " "

2015 10

ITSS

IT IT

2015 12

1

2015

2015 67.13 2.35%

20.66% 2.34 3.51

25.43% 3.26 23.24%

2015

2015 IT IT

IT ,

2015 17.44 2.32%

26.34% 2.78

IT

IT

2015

2015 2.59 89.66%

768.99% 2014 12 50.41%

3.20

,

460 70

2015 IT

IT 2015

6.00

5.94% 38.71% 9.46

ModelB@nk4.0 33

ESB

R

cninf
巨潮资讯
www.cninfo.c
com.cn
中国证监会指定信

2 10%

	6,712,855,773.20	5,326,163,296.70	20.66%	2.35%	-0.58%	2.34%
	1,743,666,433.93	1,284,361,772.77	26.34%	2.32%	-1.40%	2.78%
	600,160,489.22	367,854,722.94	38.71%	5.94%		

367,854,722.94	6.91%	400,805,717.26

	1,336,625,726.81
	23.37%

5

2015

+ IT ModelB@nk4.0 Sm@rtOP

PaaS

SaaS PaaS

Sm@rtESB

	2015	2014	
	3,393	2,632	28.91%
	65.57%	62.94%	2.63%
	373,288,226.59	305,129,914.18	22.34%

	1,653,437,873.79	2,403,731,227.77	-31.21%
	1,518,056,333.59	2,415,163,275.67	-37.14%
	135,381,540.20	-11,432,047.90	1,284.23%
	179,142,585.93	168,379,110.55	6.39%

1 84.42% 2014

2 88.88% 2

3 1284.23%

	25,740,459.71	5.62%		
	-25,048,628.08	-5.47%		
	44,272,568.16	9.67%		
	7,798,456.34			

1

2015

3

4

1

2

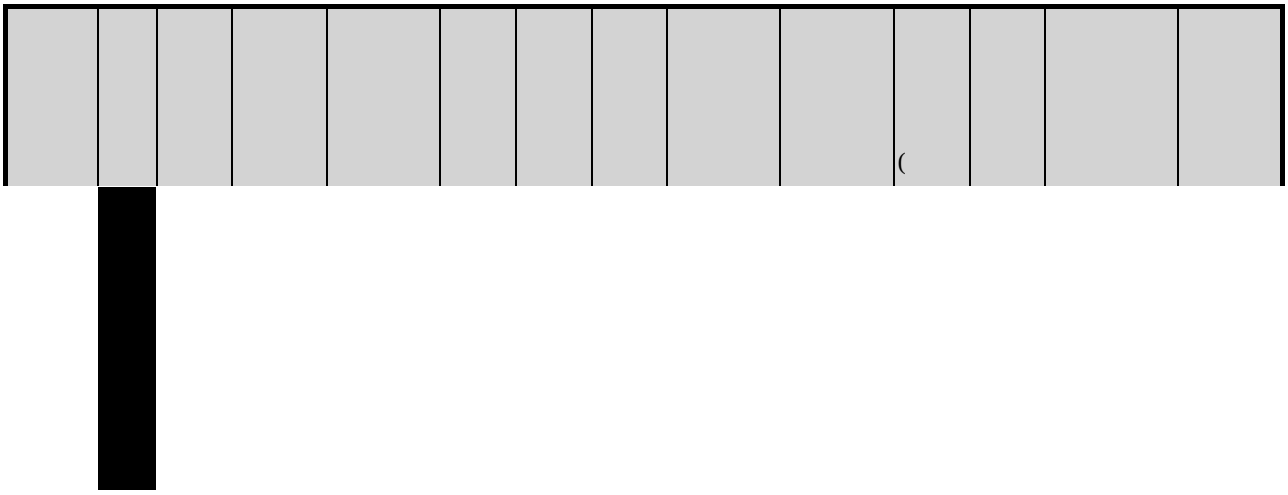

	22 - " "

5

1

cninf 巨潮资讯 www.cninfo.com.cn 中国证监会指定信息披露网站

2013		20,000		17,497.52				2,502.48		2,500
2014		22,666.67	1,129.89	22,666.67	413.89	413.89	0.97%	0		0
	--	42,666.67	1,129.89	40,164.19	413.89	413.89	0.97%	2,502.48	--	2,500
		42,666.67		40,164.19			1,129.89			
626.00		90.00			413.89					

2

	( )		(1)		(2)	(3) (2)/(1)				

	413.89 75080188000114242

10%

2013 2015

2015

3 IT

IT IT

IT

2000

SaaS PaaS

4 IT

IT

IT

IT

IT 2014-2015 ,

" + "

IT

,

" + " SaaS

OKI ATM

2016

1

2016

SaaS

PaaS

2

2016 IT

1 Ð6#gÖ£ ‘¹ 0 Œ0éE »

3

1

lpage4 ref*6re.42 3580.54 0.(lpage74 ref*6re.42 3580.54 0.(lpage74 ref*6re.42 3580.54 0.(lpage74 ref*6re.42 3580.

2015 01 07 http://www.cninfo.com.cn/finalpage/2015

1 2015 3 27 2015-2017

2014

2 2015 4 24 2014 2014

2014 10

0.60 ( ) 2015 6 4 2014 2015 6

10 2015 6 11

3 2015 8 24 2015

458,905,958 10 10

2015 2015 9 11 2015

2015 9 22 458,905,958 917,811,916

4

3

1 2015 2015

10 0.4

2015

2 2015 2015 458,905,958

10 10 2015

2015 9 22

3 2014 2014 2014

10 0.60

4 2013

-28,182.12 2013

	100.00%

1 2015 8 24 2015
458,905,958 10 10 2015
2015 9 11 2015 2015 9
22 458,905,958 917,811,916

2 2015 103,339,623.26
10% 10,333,962.33
2014 27,534,357.48 , 69,660,498.76 2015
135,131,802.21

3 2016 3 29 2015 2015
10 0.4 0

1

	.					
			2014 2 14	2013 12 30		
			2014 2 14	2013 12 30		

2014 2 14

2013 12 30

			2015 8 13	2015 08 12	2015 8 12 6	
			2015 8 13	2015 08 12	2015 8 12 6	

,

2015 10 16

2015 07 22



2015 01 01 2015 12 31 33,433.67

-

"			17530 38,876,998 7,849,265.9 137,716 7				27 2014 8 26 2014 " " 2014 8 29

13,903.89

5

1

1

2

3

2 â 5 , , ,قصيقح ל

	2015 01 28 2014 09 06	47,000	2015 03 23	365.11					

28

2

3

1



				07	09	09	24						

2015 2015

1,000 07 10 09 24 1,000

			500	2015 08 21	2015 09 24		500		1.76	1.76	

				2015	2015						
			1,000	10 22	12 24		1,000		5.59	5.59	

				10	27	12	24						

2015 2015

500 10 28 12 24 500

2

4

			2015 06 29	-	-		-		-				2016 06 30	http //www. cninfo. com
				6104.46	-		-		-				2015 12 26	http //www. cninfo. com

2015-001	2015	B45	2015/1/10	http://www.cninfo.com.cn
2015-002	2015	B45	2015/1/10	
2015-003		B45	2015/1/10	
2015-004		B45	2015/1/10	
2015-005		B45	2015/1/10	

2015-027		B174	2015/3/31	

2015-048	2015	B12	2015/5/11	
2015-049		B12	2015/5/11	
2015-050		B11	2015/5/11	
2015-051		B11	2015/5/11	
2015-052		B60	2015/5/14	
2015-053	2015	B56	2015/5/22	
2015-054	2015	B24	2015/5/27	
2015-055	2014	B28	2015/6/4	
2015-056		B56	2015/6/5	
2015-057		B76	2015/6/10	
2015-058	2014	B53	2015/6/13	
2015-059		B76	2015/6/30	
2015-060		B5	2015/7/2	
2015-061		B16	2015/7/8	
2015-062		B52	2015/7/10	
2015-063		B52	2015/7/10	
2015-064		B93	2015/7/15	
2015-065		B93	2015/7/15	
2015-066		B93	2015/7/15	
2015-067		B36	2015/7/22	
2015-068	2015	B69	2015/8/5	
2015-069		B69	2015/8/5	
2015-070		B57	2015/8/13	
2015-071		B57	2015/8/13	

2015-072		B97	2015/8/26	

2015-073 2015

2015 7 14

51.0114% 2015

7 15 http://www.cninfo.com.cn

, 2015

+

IT

( )

2015

ŏ

1

	361,106,561	79.94%	0	0	322,493,493	0	322,493,493	683,600,054	74.48%
1	0	0.00%	0	0	0	0	0	0	

2 2015 458,905,958

10 10 2015 9 22 917,811,916

2015 0.3820 / 0.3820 / 2014 0.3241

/ 0.3241 /

2

						9,718,380
	5,540,462	0	5,540,462	11,080,924	5,540,462	2016 3 31 1,108,092 2017 3 31 1,108,092 2018 3 31 8,864,740
	4,432,369	0	4,432,369	8,864,738	4,432,369	2016 3 31 886,474 2017 3 31 886,474 2018 3 31 7,091,790
	3,078,033	0	3,078,033	6,156,066	3,078,033	2016 1 6 3,517,752 2017 12 25 2,638,314
	2,804,331	0	2,804,331	5,608,662	2,804,331	2016 12 30 5,608,662

820,809

2

2015 1 13

7,171,717 458,905,958

2015 8 24 2015

458,905,958 10 10 2015

2015 9 11

						2015
,055		58,833		0		0

10	2013	9.44 /

	/			
		2011 05 18	32,951.97	
		2001 11 28	173,000	

5

				44	2014	01	22	2016	01	06	0	0	0	0	0
				51	2015	04	24	2016	01	06	0	0	0	0	0
				53	2014	01	22	2015	04	24	0	0	0	0	0
				54	2014	01	22	2015	09	11	0	0	0	0	0
				58	2014	01	22	2015	09	11	0	0	0	0	0
				39	2014	01	22	2015	08	24	0	0	0	0	0
	--	--	--	--	--			--			0	0	0	0	0

2014 1

52 1981 -1985 1985 -1989

2010 4 -2011 3

2011 4

40 1997 7 1999 5

2003 6 2009 5 -2011

4 2011 4 - 2014 4 2014

5 2015 9

41 1995 7

2002 7 MBA 2007 3

2011 9

49 1991 7

2008 7 2002

2008 5 2011

9

58 2001 7

2014 4 2004 1 -2012 2

2011 9 -2013 12 2012 3

2015 9

5522 8 2012 8 È + GMÀ¢¶% ¤»Í (P <</MCID 141 >>7DC 9C2_0 10.5 Tf 23.04 0 Td(2013)TjÊ<5D0F0D2DP <

2016 1

41 2001 3 2008 4 -2014 3

2014 4 -2015 5

2015 6 12

2016 1 2015 9

39 2004 7 1998 7

2009 6 -2011 9 2012 3 -2014

4 2014 5 -2015 12

2016 1 2015 9

53 1986 2010

2011 9

45 2007 3

2011 9

52

2012 5 2008 11

2009 11 -2011 1

2011 9

39 1998 7 2012 5

2008 4 -2011 3 2011 4 -2011

8 2014 5

2011 9 -2015 8

35 2012 11 2004 3 -2014

6 2010 9 -2013 9

2015 3

45 2000 7 2015

7 2009 4 -2011 4

2011 5 -2011 11 2011 12 -2014

12 2015 1 -2015 8

2015 8

			2002 03 28		
			2002 03 28		
			2011 05 18		
			2015 06 01	2015 12 31	
			2016 01 01		
			2016 01 01		

CEO 2011 04 01

			39		106.84	

1

2

[2012]37 3 -- ([2013]43))

2015-2017

3

2015

4

-

5

[2003]56

6

1

2015		0.14%	2015 01 27	2015 01 28	http://www.cninfo.com.cn
2014		0.08%	2015 04 24	2015 04	

2014 1 22 2014 5 16

2015 4 24 2015

3 2015 3 13 2015 2014
2014

4 2015 3 27 2015 2014
2014 2014
2015

5 2015 4 24 2015 2015
2015

2015 8 24 2015 <2015
> <2015 > < 2015
> <2015
10 2015 <2015
>
2015

2015

2015

2015 12 31

2015

2015

4

2016 2 18 2016 3

14 2015

5 2015

2015 2016

3 2015

2015

2015 12 31 2015

3

1 2015 3 27 ль كي

2015 3 27 2015 2015

2

1 2015 3 27 2015

2014 2014

1 2014

2

2 2015 4 24 2015

2014

		< 0.2%			0.2% 0.2%	
		< 0.2%				
	0					

	2016 03 29
	XYZH/2016BJA10122

2015

12 31 2015

2015

	32,919,444.45	25,020,000.00

	1,401,889,357.80	1,158,422,995.29
	661,637,769.34	570,297,210.22
	250,821,455.89	270,666,340.16
	88,941,112.36	152,768,859.54
	744,169.91	373,960.52
	24,802,855.89	42,630,353.77
	251,613,000.00	
	4,018,866,947.56	3,167,556,213.54
		240,000,000.00
	46,703,958.72	32,006,084.72

	52,285,208.72	274,292,334.72

	6,367,531.59	24,142,748.13

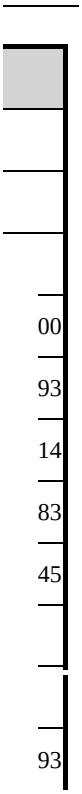
00
93
14
83
45
93

	184,725,115.26	302,194,424.28

	19,160,146.34	24,244,336.41
	442,341,950.97	420,076,869.46
	510,833,097.00	462,027,735.48
	43,564,246.63	18,359,409.25
	-25,048,628.08	4,758,400.30

	-3,593,126.92	25,853,993.12
	-3,593,126.92	25,853,993.12
	0.00	
1.		

4

	573,798,227.08	507,794,720.55
	525,712,673.83	450,203,131.40
	1,326,105.25	1,803,252.97
	2,255,724.28	2,507,377.67
	47,583,200.87	57,433,582.63
	-8,530,502.40	-6,714,134.95
	152,660.75	2,406,401.55

3.		
4.		
5.		
6.		
	103,339,623.26	359,221,710.16

5

	7,587,847,318.64	8,272,697,537.42

[redacted]

	2015	
	1,653,437,873.79	2,403,731,227.77
	1,439,641,390.10	2,380,666,522.77
	58,869,649.67	31,919,347.37
	19,545,293.82	2,577,405.53
	1,518,056,333.59	2,415,163,275.67

		65,000,000.00
	263,656,877.18	265,955,945.21
	373,600.00	1,393,679.42
	41,179,472.00	

7

2												
3												

					-55,836.79
	917,811,916.00				1,117,366,947.99

2015

						-55,836.79
66,292,066.58		20,396,756.11		1,127,451,316.70	51,189,771.07	3,300,508,774.45

431,214,014.00				881,287,279.65	

44,031,200.38		2,322,738.36		542,908,224.61	21,939,342.21	1,923,702,799.21

[redacted]	1	27,691,944.00				[redacted]								

[redacted]

[redacted]

1													
2													
	458,905,958.00				1,576,328,742.78		69,885,193.50		10,062,793.78		814,699,309.20	31,632,838.89	2,961,514,836.15

8



										2015		
4												
										10,333,962.33	-37,868,319.81	-



	2015	
	7,740,055.42	-7,740,055.42

“

”

	3,241.24	43.57%
	2,197.64	29.54%
	2,000.00	26.89%
	200.00	2.69%
	7,438.88	100.00%

2

Ń

ʊ ḧ ` ` Ū Ǻ

ɿ ỹ Ǣ

“ ” “ ”

1

3

4

5

7

1

10

11

12

13

1

2

18

19

1

2

3

20

22

1

2

1

25%

2

1

6

1



	38,876,998.00	38,876,998.00	100.00%	
	38,876,998.00	38,876,998.00	--	--

	38,876,998.00	12.16%	38,876,998.00	100.00%
	280,844,806.52	87.84%		
	280,844,806.52	87.84%		
	319,721,804.52	100.00%	38,876,998.00	12.16%

		34,019,224.54
		4,690,726.05
	1,632,202.80	3,257,378.60

2



10

		7,840,000.00		-1,854,756.00						5,985,244.00	
		7,840,000.00		-1,854,756.00						5,985,244.00	
	4,669,391.35			3,834,563.03			3,871,000.00			4,632,954.38	
	2,219,245.20			-90,463.84						2,128,781.36	
	107,349.23		108,080.34	731.11							
	351,459,488.99			2,088,930.10	139,213.31	-55,836.79	5,529,898.20			348,101,897.41	
	358,455,474.77		108,080.34	5,833,760.40	139,213.31	-55,836.79	9,400,898.20			354,863,633.15	
	358,455,474.77	7,840,000.00	108,080.34	3,979,004.40	139,213.31	-55,836.79	9,400,898.20				

11

1

	42,456,013.42	49,262,807.19	1,554,844.95	50,803,063.63	144,076,729.19
	43,474,278.90	72,551,232.80	1,767,938.57	49,850,090.11	167,643,540.38

12

1

				255,404.17		255,404.17

		5,504,002.59		74,475,963.17	79,979,965.76
				1,523,512.69	1,523,512.69
				879,755.22	879,755.22

		506,085.00		8,192,686.73	8,698,771.73
				433,535.79	433,535.79

	193,671,128.85		

	12,141,666.67	1,821,250.00	15,241,666.67	2,286,250.00
	12,141,666.67	1,821,250.00	15,241,666.67	2,286,250.00

18

1

	489,446,605.78	514,521,996.99
	517,027,738.96	248,170,508.12
	1,006,474,344.74	762,692,505.11

19

	202,942,798.63	62,969,116.08
	129,000,083.00	146,734,872.85
	331,942,881.63	209,703,988.93

20

1

	1,401,889,357.80	1,158,422,995.29
	1,401,889,357.80	1,158,422,995.29

2 1

	14,105,469.87	
	11,154,813.00	
	8,464,441.67	
	7,677,813.26	
	7,660,418.86	
	49,062,956.66	

21

1

	661,637,769.34	570,297,210.22
	661,637,769.34	570,297,210.22

2 1

	11,630,680.95	
	8,874,407.00	
	6,232,713.91	

	5,058,884.22	
	31,796,686.08	

22

1

	264,962,151.99	829,008,593.34	847,661,961.46	246,308,783.87
	5,726,929.26	86,132,853.60	87,324,369.75	4,535,413.11
	-22,741.09	950,668.00	950,668.00	-22,741.09
	270,666,340.16	916,092,114.94	935,936,999.21	250,821,455.89

2

	232,071,210.42	695,088,616.08	719,937,780.05	207,222,046.45

	241,362.44	4,171,260.82	4,190,877.30	221,745.96
		1,096,418.97	1,096,418.97	
	5,726,929.26	86,132,853.60	87,324,369.75	4,535,413.11

23

	43,013,629.04	71,303,290.98
	1,310,474.13	1,358,221.89
	35,579,322.12	25,418,006.14
	3,334,832.11	

	15,050,692.11	29,033,864.66

29

	800,000.00	400,000.00	637,941.65		562,058.35	
		600,000.00	600,000.00			

	27,535.77		27,535.77			
		2,000,000.00	24,586.37		1,975,413.63	
	445.8		445.8			
	11,027,698.48				11,027,698.48	

30

	69,885,193.50	-3,593,126.92	-3,593,126.92	66,292,066.58

	598.29	341.88		
	6,712,855,773.20	5,326,163,296.70	6,559,007,918.00	5,357,409,536.95

36

	335,670.96	690,822.54
	10,899,868.23	13,744,609.79
	4,704,382.19	5,885,342.46
	3,211,534.50	3,923,561.62
	8,690.46	
	19,160,146.34	24,244,336.41

37

	192,041,774.53	207,278,991.96
	11,653,989.58	15,614,817.41
	9,485,856.58	9,520,011.39

38

	254,733,068.55	229,992,617.45
	12,431,954.07	3,374,179.05
	7,347,841.61	691,331.15
	38,066,884.21	30,864,155.76
	10,897,957.60	6,395,106.11
	12,582,862.22	31,595,595.68
	21,460,042.22	21,886,103.95

	9,816,045.95	10,244,389.84
		37,493,875.86
	-25,048,628.08	4,758,400.30

41

						2,025,209.72	2,025,209.71	
						6,122,751.53		
						5,464,000.00	2,894,000.00	

						885,772.48	1,327,592.00	
						637,941.65		
						600,000.00	240,000.00	
						359,928.97	490,000.00	
						349,703.65	194,330.81	
						267,000.00	97,872.27	
						238,071.31	63,030.23	
						176,381.64	242,696.00	
						143,311.00		
						117,250.15	1,905.00	
						113,097.44	66,000.00	

						86,000.00		
						65,991.94	333,634.04	
						52,218.80	123,062.12	
						27,535.77		
						24,586.37		
						445.80	349,554.20	
							3,600,000.00	
							550,000.00	
							900,000.00	
						6,054,269.97	4,057,537.12	

						564,135.82		

							199,444.00	
							50,000.00	
							200,000.00	
							400,000.00	

43

	7,475,563.62	500,174.67	7,475,563.62
	7,475,563.62	500,174.67	7,475,563.62
	322,892.72	1,271,419.30	322,892.72
	7,798,456.34	1,771,593.97	7,798,456.34

44

1

	70,550,743.03	50,242,362.03
	15,518,232.65	-6,416,493.34
	86,068,975.68	43,825,868.69

2

	458,056,235.17
	114,514,058.79
	-22,348,447.18
	697,981.63

45

32

46

1

	40,214,426.22	11,952,506.88
		23,326,884.65
	36,561,487.01	26,339,732.51
	1,760,363.81	775,153.10

3

	1,410,000,000.00	2,595,000,000.00
	1,410,000,000.00	2,595,000,000.00

3

4

	1,210,520,000.20	2,795,000,000.00
	6,000,000.00	2,340,000.00
	900,000.00	27,593.51

	17,372,466.64	
	745,283.01	
	19,545,293.82	2,577,405.53

47

1

	371,987,259.49	287,124,636.69

2

	1,879,936,445.81	1,700,793,859.88
		18,25 25 >

	10,000.00	0.83871	8,387.10
	28,692,695.27	6.50000	186,502,519.26

					100.00%	
					100.00%	
					100.00%	

	37,230,089.41	46,958,281.70	22,783,499.98	116,179,932.03
	2,346,581.60	308,468,541.35	3,161,218.58	422,514,714.76
	176,994.00		176,958.00	
	35,490.21	78,463,851.90		

		1,549.89	1,549.89	2,895.29	2,895.29
		-1.14	358.15	1,677.41	1,677.41
		0.00	0.00	-0.05	-0.05
		2,104.70	2,104.70		
		3,653.45	4,012.74	4,572.65	4,572.65
		-1,549.89	-1,549.89	-2,895.29	

4

5

1

/

		3,772,449.44	550,000,000		1,508,493.73
		10,931,945.37			13,389,799.33
		398,632.48			
		3,730,734.19			2,670,541.87
		682,487.19			
		2,924,822.94			473,938.34
		50,522.64			151,282.05
		1,100,977.54			404,206.70
		200,129,930.56			195,633,529.09
		470,085.47			
					21,367.52
					9,042.45
					1,805.08
		61,200.00			104,622.64
					259,246.02

6

1

		3,293,208.00			
		8,921,500.00		4,312,500.00	
		201,500.00			
		426,400.00			

1

2015 12 31 (T)

“ ”

Ƒ

2015 6 12

100

100%

2015 5

31 19,590

1

1

	101,729,259.85	99.80%	1,479,896.27	1.45%
	201,500.00	0.20%		

	101,930,759.85	100.00%	1,479,896.27	1.45%
	101,930,759.85	100.00%	1,479,896.27	1.45%

( )

	2,300,000.00	4.61%	2,300,000.00	100.00%
	39,791,896.93	79.82%	61,481.65	0.15%
	42,091,896.93	84.43%	2,361,481.65	5.61%
	7,762,363.27	15.57%	7,762,363.27	100.00%
	49,854,260.20	100.00%	10,123,844.92	20.31%

2

-865,903.90

3

	7,762,363.27

3

4

62,163,373.08

60.99% 839,043.45

2

1

2

		170,819,224.54
	796,135.39	780,942.25
		4,084,034.75
	796,135.39	175,684,201.54

3

	-7,428,287.96	
	25,987,319.34	